

भारत सरकार Government of India
विद्युत मंत्रालय Ministry of Power
उत्तर पूर्वी क्षेत्रीय विद्युत समिति
North Eastern Regional Power Committee
एन ई आर पी सी कॉम्प्लेक्स, डोंग पारमाओ, लापालाङ, शिल्लोंग-७९३००६, मेघालय
NERPC Complex, Dong Parmaw, Lapalang, Shillong - 793006, Meghalaya
Ph. No: 0364 – 2534039 Fax No: 0364 - 2534040
Website: www.nerpc.nic.in

No. NERPC/COM/REA/2018/3564-3609

03rd October, 2018

To

1. CMD, TSECL, Bidyut Bhawan, Agartala – 799 001
2. Director (Distribution), MePDCL, Lumjingshai, S.R. Road, Shillong – 793 001
3. Engineer-in-Chief (P&E), P&E Dept., Govt. of Mizoram, Aizawl – 796 001
4. Chief General Manager (Comml), APDCL, Bijulee Bhawan, Paltan Bazar, Guwahati – 781 001
5. Chief Engineer (E Zone), Dept. of Power, Govt. of Arunachal Pradesh, Itanagar – 791 111
6. Managing Director, MSPDCL, Keishampat, Imphal-795 001.
7. Chief Engineer (Power), Dept. of Power, Govt. of Nagaland, Kohima – 797 001
8. Chief Engineer, Loktak HE Project, Vidyut Vihar, Komkeirap, Manipur – 795 124
9. Executive Director (Comml.), NEEPCO Ltd., Lower New Colony, Shillong – 793 003
10. Executive Director, NERTS, POWERGRID, Lapalang, Shillong – 793 006
11. Managing Director, OTPC, 6th Floor, IFCI Tower, 61 Nehru Place, New Delhi – 110 019
12. GM (Comml.), NTPC, 3rd Floor OLIC building, Plot No.N.17/2, Nayapalli, Bhubaneswar-12

विषय: सितम्बर 2018 का एबीटी आधारित आर. ई. ए ।

Sub: ABT based REA for September, 2018.

महोदय,
Sir,

सितम्बर 2018 माह का एबीटी आधारित क्षेत्रीय उर्जा लेखा (आर.ई.ए) कि प्रति आवश्यक करवाई के लिए संलग्न है । आर.ई.ए लेखा उ.पू.क्षे.वि.स की वेबसाईट www.nerpc.nic.in पर भी उपलब्ध करा दिया गया है ।

A copy of ABT based Regional Energy Accounting (REA) for the month of September, 2018 is enclosed herewith for necessary action. The REA is also available in NERPC website www.nerpc.nic.in.

संघटक अपने अवलोकन / टिप्पणियां यदि कोई हो तो आर.ई.ए के जारी होने के 15 दिनों के अंदर भेज दें । यदि संघटको से कोई पत्र व्यवहार नहीं होता है तो जारी किया गया आर.ई.ए को अंतिम माना जाएगा ।

Constituents may send their observation/ comments, if any on the same within 15 days from the date of issue of REA. In case no communication is received from constituents, the REA as issued would be treated as final REA. Bilateral transactions will be issued separately.

संलग्नक : उपरोक्तानुसार

Encl.: As above.

भवदीय / Yours faithfully,

एल. बी. मुआनथंग/ L.B.Muanthang

निदेशक / Director

अधीक्षण अभियंता / Superintending Engineer

वाणिज्य / Commercial

Copy forwarded to:

1. CE (G. M.), CEA, SewaBhawan, R.K.Puram, New Delhi – 110 066.
2. G. M., NERLDC, Lower Nongrah, Dongtieh, Lapalang, Shillong - 6.
3. C.G.M (SLDC) AEGCL, Kahelipara, Guwahati.
4. Gen. Manager (Comml.), NHPC Ltd., NHPC Office complex, Sector –33, Faridabad-121003.
5. G.M (Commercial) APDCL, Bijulee Bhawan, Paltan Bazar, Guwahati - 781 001.
6. General Manager, Ranganadi HEP, NEEPCO, Yazlee, Ar. Pradesh
7. Project Manager, Doyang HEP, NEEPCO, Nagaland
8. Project Manager, AGBPP, NEEPCO Ltd., No. –III, Vill. Bokuloni, Dibrugarh, Assam.
9. Project Manager, AGTPP, NEEPCO Ltd., Ramchandranagar, Agartala, Tripura West- 799008.
10. Dy. G. M (Elect.), Kopili HEP, NEEPCO Ltd., Umrangso, N.C. Hills, Assam.
11. Supdt. Engr. (System Management) MeECL, Lumjingshai, Short Round Road, Shillong.
12. Supdt. Engr. (Commercial) Deptt. of Electricity, Govt.of Manipur, Keisampet, Imphal. 795001
13. Executive Engineer, MSLDC, P & E Dept., Chaltlang, Aizawl- 796012.
14. Supdt. Engr. Dimapur Sub-station Deptt. of Power, Govt.of Nagaland, Dimapur.
15. Dy. G. M. (Commercial) NERTS, Lower Nongrah, Dongtieh, Lapalang, Shillong - 6.
16. Dy. General Manager (ER), POWERGRID, Boring Road, Alankar Place, Patna - 800 001
17. DGM (Comml), OTPC, 6th Floor, IFCI Tower, 61 Nehru Place, New Delhi – 110 019
18. DGM (Comml.), NTPC, 3rd Floor OLIC building, Plot No.N.17/2, Nayapalli, Bhubaneshwar-12
19. AGM (Comml.), NTPC, Bongaigaon Thermal Power Project, P.O Salakati, Kokrajhar-783369
20. Addl. General Manager,Comml & Sys.Opn., TSECL,Banamalipur,Agartala.-799001.
21. Ex. Engr., SLDC, Deptt. of Power, Itanagar, Ar. Pradesh – 791 111
22. CEO, NVVNLtd., 7th Floor, Scope Complex, Lodhi Road, N.Delhi- 110 003
23. Power Trading Corpn. of India Ltd., 2nd Floor, NBCC Tower, 15-Bhikaji Cama Place, New Delhi – 66.
24. DGM (Power Trading),Adani Exports Ltd,13 Palam Marg ,Vasant Vihar, New Delhi- 110057.
25. ED,TPTCL,Block 'A',34,Sant Tukaram Road,Carnac Bunder,Mumbai-400 009.
26. Member Secretary, NRPC,18-A,Shaheed Jeet Singh Marg,Katwaria Sarai, NewDelhi-110016.
- 27 Member Secretary, ERPC,14, Golf Club Road, Kolkata- 700 033.
28. Member Secretary, WRPC, Plot No F-3,MIDC Area, Opp Seepz,Marol,Andheri (E), Mumbai-400 093.
29. Member Secretary, SRPC, 29, Race Course Road, Bangalore- 560009.
30. Lanco Electric Utility Limited, LANCO House,141, Avenue,8, Banjara Hills, Hyderabad-500 034
31. Reliance Energy Trading Ltd., Reliance Energy Centre, Santa Cruz (E), Mumbai-400 055
- 32.Vice President, Indian Energy Exchange Limited, 10th Floor, B Wing, Statesman House, Barakhamba Road, Connought Place, New Delhi - 110 001.
33. LANCO Electric Utility Ltd, Plot No 229, Udyog Vihar, Phase-1, Gurgaon, Haryana – 122 016.
34. RPTCL, Agrawal House, 2, St. George's Gate Road, 6th Floor, Kolkata – 700 022.

एल. बी. मुआनथंग/ L.B.Muanthang

निदेशक / Director

अधीक्षण अभियंता / Superintending Engineer

वाणिज्य / Commercial

**NORTH EASTERN REGIONAL POWER COMMITTEE
REGIONAL ENERGY ACCOUNT FOR THE MONTH OF SEPTEMBER 2018**

A. HYDEL POWER STATIONS


1: KOPILI Station

Sr. No.	Details	Units	Figure
1	Installed Capacity	MW	200
2	Auxiliary Energy Consumption (AUX)	in %	1
3	Normative Plant Availability Factor (NAPAF)	in %	79
4	Annual Design Energy (DE)	GWh	1186.14 #
5	Free Energy for Home State (FEHS)	in %	12
6	Annual Saleable Energy	MU	1043.803
7	Annual Fixed Charges	in ₹ Cr.	120.2764 #
8	Energy Charge Rate (ECR) on ex-PP basis	KWh	0.582
9	Scheduled energy (ex-bus) for the month	kWh	134690250
10	Free Energy (ex-PP) of the month	KWh	16162830
11	Saleable Energy (ex-PP) of the month	KWh	118527420
12	Total Energy Charge payable for the month	in ₹	68978769
13	Cumulative scheduled energy including current month	MWh	665568
14	Plant Availability Factor achieved during the month (PAFM)	in %	96.50
15	Cumulative Plant Availability Factor achieved upto the month	in %	90.31
16	Capacity charge inclusive of incentive payable for the month	in ₹	60376990

BILLING STATEMENT

Beneficiaries	Share allocation for the current month (%)	Capacity Charge Payable by beneficiaries (in ₹)	Drawal Schedule of Beneficiaries MWH	Billing Schedule of Beneficiaries MWH	Energy Charge payable by beneficiaries in ₹
Ar. Pradesh	5.19100	3134169.56984	6993.97219	6993.97219	4070244.59022
Assam	53.45500	32274520.19955	71995.40016	63913.98518	37195680.11871
Manipur	7.39500	4464878.43748	9959.21544	9959.21544	5795911.34403
Meghalaya	17.39500	10502577.47397	23430.39060	15348.97562	8932561.24880
Mizoram	4.61000	2783379.25582	6210.46082	6210.46082	3614268.66989
Nagaland	6.14700	3711373.59773	8277.08102	8277.08102	4816968.57463
Tripura	5.80700	3506091.83049	7823.72945	7823.72945	4553133.98264
HVDC	0.00000	0.00000	0.00000	0.00000	0.00000
Total	100.00000	60376990.36489	134690.24969	118527.41973	68978768.52892


As per CERC order dated 13.01.2016 in petition No 46/GT/2015


 Superintending Engineer
 भारत सरकार Government of India
 उत्तर पूर्वी क्षेत्रीय विद्युत प्राधिकरण NERPC
 शिलॉंग Shillong - 793006

**NORTH EASTERN REGIONAL POWER COMMITTEE
REGIONAL ENERGY ACCOUNT FOR THE MONTH OF SEPTEMBER 2018**

2: KOPIII II Station					
Sr. No.	Details	Units	Figure		
1	Installed Capacity	MW	25		
2	Auxiliary Energy Consumption (AUX)	in %	1		
3	Normative Plant Availability Factor (NAPAF)	in %	69		
4	Annual Design Energy (DE)	GWh	86.3 #		
5	Free Energy for Home State (FEHS)	in %	12		
6	Annual Saleable Energy	MU	75.944		
7	Annual Fixed Charges	in ₹ Cr.	12.2577 #		
8	Energy Charge Rate (ECR) on ex-PP basis	KWh	0.815		
9	Scheduled energy (ex-bus) for the month	kWh	15179750		
10	Free Energy (ex-PP) of the month	KWh	1821570		
11	Saleable Energy (ex-PP) of the month	KWh	13358180		
12	Total Energy Charge payable for the month	in ₹	10889241		
13	Cumulative scheduled energy including current month	MWh	76583		
14	Plant Availability Factor achieved during the month (PAFM)	in %	87.34		
15	Cumulative Plant Availability Factor achieved upto the month	in %	87.83		
16	Capacity charge inclusive of incentive payable for the month	in ₹	6376345		
BILLING STATEMENT					
Beneficiaries	Share allocation for the current month (%)	Capacity Charge Payable by beneficiaries (in ₹)	Drawal Schedule of Beneficiaries MWH	Billing Schedule of Beneficiaries MWH	Energy Charge payable by beneficiaries in ₹
Ar. Pradesh	5.99200	382070.59880	909.25092	909.25092	741197.72744
Assam	52.35500	3337060.21165	7947.74225	7036.95725	5736344.72721
Manipur	6.94500	442837.16767	1055.44154	1055.44154	860368.52606
Meghalaya	13.67500	871965.19336	2074.69010	1163.90510	948785.20265
Mizoram	6.04000	385131.24445	917.26819	917.26819	747733.19928
Nagaland	5.73500	365683.39188	870.60780	870.60780	709696.85997
Tripura	9.25800	590322.02999	1404.74918	1404.74918	1145115.03909
HVDC	0.00000	0.00000	0.00000	0.00000	0.00000
Total	100.00000	6376345.10682	15179.74999	13358.17999	10889241.28170


As per CERC order dated 22.02.2016 in ORDER NO. 45/GT/2015


 Superintending Engineer
 भारत सरकार Government of India
 उत्तर पूर्वी क्षेत्रीय विद्युत समिति NERPC
 शिल्लोंग Shillong - 793006

**NORTH EASTERN REGIONAL POWER COMMITTEE
REGIONAL ENERGY ACCOUNT FOR THE MONTH OF SEPTEMBER 2018**

3: KHANDONG Station					
Sr. No.	Details	Units	Figure		
1	Installed Capacity	MW	50		
2	Auxiliary Energy Consumption (AUX)	in %	1		
3	Normative Plant Availability Factor (NAPAF)	in %	69		
4	Annual Design Energy (DE)	GWh	277.61 #		
5	Free Energy for Home State (FEHS)	in %	12		
6	Annual Saleable Energy	MU	244.2968		
7	Annual Fixed Charges	in ₹ Cr.	40.4858#		
8	Energy Charge Rate (ECR) on ex-PP basis	KWh	0.837		
9	Scheduled energy (ex-bus) for the month	kWh	29648625		
10	Free Energy (ex-PP) of the month	KWh	3557835		
11	Saleable Energy (ex-PP) of the month	KWh	26090790		
12	Total Energy Charge payable for the month	in ₹	21837705		
13	Cumulative scheduled energy including current month	MWh	145302		
14	Plant Availability Factor achieved during the month (PAFM)	in %	85.16		
15	Cumulative Plant Availability Factor achieved upto the month	in %	79.29		
16	Capacity charge inclusive of incentive payable for the month	in ₹	20534458		
BILLING STATEMENT					
Beneficiaries	Share allocation for the current month (%)	Capacity Charge Payable by beneficiaries (in ₹)	Drawal Schedule of Beneficiaries MWH	Billing Schedule of Beneficiaries MWH	Energy Charge payable by beneficiaries in ₹
Ar. Pradesh	4.19400	861215.15997	1244.42815	1244.42815	1041572.68999
Assam	56.28500	11557819.57061	16686.47842	14907.56091	12477464.68532
Manipur	6.55500	1346033.70854	1943.61986	1943.61986	1626788.47052
Meghalaya	16.90500	3471350.09045	5010.92050	3232.00299	2705150.99220
Mizoram	3.94000	809057.63717	1169.46274	1169.46274	978827.46049
Nagaland	6.65300	1366157.47718	1972.50547	1972.50547	1650965.40704
Tripura	5.46800	1122824.15230	1621.20994	1621.20994	1356934.90329
HVDC	0.00000	0.00000	0.00000	0.00000	0.00000
Total	100.00000	20534457.79623	29648.62507	26090.79006	21837704.60886


As per CERC order dated 13.01.2016 in petition No 42/GT/2015.


 Superintending Engineer
 भारत सरकार Government of India
 उत्तर पूर्वी क्षेत्रीय विद्युत समिति NERPC
 शिलांग Shillong - 793006

**NORTH EASTERN REGIONAL POWER COMMITTEE
REGIONAL ENERGY ACCOUNT FOR THE MONTH OF SEPTEMBER 2018**

4: RANGANADI Station					
Sr. No.	Details	Units	Figure		
1	Installed Capacity	MW	405		
2	Auxiliary Energy Consumption (AUX)	in %	1		
3	Normative Plant Availability Factor (NAPAF)	in %	85		
4	Annual Design Energy (DE)	GWh	1509.69#		
5	Free Energy for Home State (FEHS)	in %	12		
6	Annual Saleable Energy	MU	1328.5272		
7	Annual Fixed Charges	in ₹ Cr.	272.6449#		
8	Energy Charge Rate (ECR) on ex-PP basis	KWh	1.037		
9	Scheduled energy (ex-bus) for the month	kWh	176238675		
10	Free Energy (ex-PP) of the month	KWh	21148641		
11	Saleable Energy (ex-PP) of the month	KWh	155090034		
12	Total Energy Charge payable for the month	in ₹	160748019		
13	Cumulative scheduled energy including current month	MWh	798739		
14	Plant Availability Factor achieved during the month (PAFM)	in %	100.10		
15	Cumulative Plant Availability Factor achieved upto the month	in %	97.95		
16	Capacity charge inclusive of incentive payable for the month	in ₹	131951248		
BILLING STATEMENT					
Beneficiaries	Share allocation for the current month (%)	Capacity Charge Payable by beneficiaries (in ₹)	Drawal Schedule of Beneficiaries MWH	Billing Schedule of Beneficiaries MWH	Energy Charge payable by beneficiaries in ₹
Ar. Pradesh	18.46200	24360839.49027	32579.12093	11430.47993	11847485.96656
Assam	43.32800	57171836.93178	76154.97967	76154.97967	78933260.77563
Manipur	8.37300	11048278.03337	14780.65690	14780.65690	15319883.87670
Meghalaya	11.50500	15180991.13507	20302.14290	20302.14290	21042804.38453
Mizoram	5.70000	7521221.16209	10045.62773	10045.62773	10412111.67706
Nagaland	5.33500	7039599.10522	9377.06390	9377.06390	9719157.35034
Tripura	7.29700	9628482.59996	12999.08297	12999.08297	13473314.68246
HVDC	0.00000	0.00000	0.00000	0.00000	0.00000
Total	100.00000	131951248.45776	176238.67500	155090.03400	160748018.71328


As per CERC order dated 05.01.2016 and corrigendum 07.03.2016 in petition No.40/GT/2015.


 Assistant Engineer, Supervising Engineer
 North Eastern Regional Power Committee
 Government of India
 New Delhi
 India - 110006

**NORTH EASTERN REGIONAL POWER COMMITTEE
REGIONAL ENERGY ACCOUNT FOR THE MONTH OF SEPTEMBER 2018**

5: DOYANG Station					
Sr. No.	Details			Units	Figure
1	Installed Capacity			MW	75
2	Auxiliary Energy Consumption (AUX)			in %	1
3	Normative Plant Availability Factor (NAPAF)			in %	73
4	Annual Design Energy (DE)			GWh	227.24#
5	Free Energy for Home State (FEHS)			in %	12
6	Annual Saleable Energy			MU	199.9712
7	Annual Fixed Charges			in ₹ Cr.	108.4121#
8	Energy Charge Rate (ECR) on ex-PP basis			KWh	2.738
9	Scheduled energy (ex-bus) for the month			kWh	47222150
10	Free Energy (ex-PP) of the month			KWh	5666658
11	Saleable Energy (ex-PP) of the month			KWh	41555492
12	Total Energy Charge payable for the month			in ₹	113781994
13	Cumulative scheduled energy including current month			MWh	194192
14	Plant Availability Factor achieved during the month (PAFM)			in %	90.90
15	Cumulative Plant Availability Factor achieved upto the month			in %	68.02
16	Capacity charge inclusive of incentive payable for the month			in ₹	55474866
BILLING STATEMENT					
Beneficiaries	Share allocation for the current month (%)	Capacity Charge Payable by beneficiaries (in ₹)	Drawal Schedule of Beneficiaries MWH	Billing Schedule of Beneficiaries MWH	Energy Charge payable by beneficiaries in ₹
Ar. Pradesh	6.85200	3801137.81644	3235.59895	3235.59895	8859307.99146
Assam	43.80800	24302429.28525	20686.98118	20686.98118	56642476.51537
Manipur	7.86500	4363098.20874	3714.53642	3714.53642	10170674.02788
Meghalaya	11.45500	6354645.89715	5408.15618	5408.15618	14807929.53972
Mizoram	5.25000	2912430.46356	2479.73950	2479.73950	6789709.18818
Nagaland	17.96700	9967169.16929	8484.37214	2817.71415	7715108.66735
Tripura	6.80300	3773955.13211	3212.76554	3212.76554	8796788.44038
HVDC	0.00000	0.00000	0.00000	0.00000	0.00000
Total	100.00000	55474865.97254	47222.14992	41555.49193	113781994.37035


As per CERC order dated 13.01.2016 and corrigendum dtd. 07.03.16 in petition No 43/GT/2015.


 अधीन अधीन Superintending Engineer
 क्षेत्र उत्तर पूर्वी सरकार भारत
 793000 शिलांग - 793000

**NORTH EASTERN REGIONAL POWER COMMITTEE
REGIONAL ENERGY ACCOUNT FOR THE MONTH OF SEPTEMBER 2018**

6: LOKTAK Station					
Sr. No.	Details	Units	Figure		
1	Installed Capacity	MW	105		
2	Auxiliary Energy Consumption (AUX)	in %	1		
3	Normative Plant Availability Factor (NAPAF)	in %	85		
4	Annual Design Energy (DE)	GWh	448.00#		
5	Free Energy for Home State (FEHS)	in %	12		
6	Annual Saleable Energy	MU	394.24		
7	Annual Fixed Charges	in ₹ Cr.	150.2829#		
8	Energy Charge Rate (ECR) on ex-PP basis	KWh	1.925		
9	Scheduled energy (ex-bus) for the month	kWh	72055200		
10	Free Energy (ex-PP) of the month	KWh	8646624		
11	Saleable Energy (ex-PP) of the month	KWh	63408576		
12	Total Energy Charge payable for the month	in ₹	122076393		
13	Cumulative scheduled energy including current month	MWh	387920		
14	Plant Availability Factor achieved during the month (PAFM)	in %	99.99		
15	Cumulative Plant Availability Factor achieved upto the month	in %	100.68		
16	Capacity charge inclusive of incentive payable for the month	in ₹	72651947		
BILLING STATEMENT					
Beneficiaries	Share allocation for the current month (%)	Capacity Charge Payable by beneficiaries (in ₹)	Drawal Schedule of Beneficiaries MWH	Billing Schedule of Beneficiaries MWH	Energy Charge payable by beneficiaries in ₹
Ar. Pradesh	4.94000	3589006.15932	3562.54318	3562.54318	6858731.89925
Assam	29.44500	21392365.66017	21215.69986	21215.69986	40845202.47997
Manipur	42.50800	30882889.43735	30626.55238	21979.92840	42316521.81780
Meghalaya	0.00000	0.00000	0.00000	0.00000	0.00000
Mizoram	5.02000	3647127.71656	3621.45785	3621.45785	6972156.47272
Nagaland	6.43500	4675152.76017	4631.47615	4631.47615	8916678.80360
Tripura	11.65200	8465404.81142	8397.47042	8397.47042	16167101.82157
HVDC	0.00000	0.00000	0.00000	0.00000	0.00000
Total	100.00000	72651946.54499	72055.19983	63408.57585	122076393.29492

As per CERC order dated 18.09.2015 in Order no. 228/GT/2014



 Superintending Engineer
 भारत सरकार Government of India
 उत्तर पूर्वी क्षेत्रीय विद्युत बोर्ड NERPC
 शिलांग Shillong - 793006

**NORTH EASTERN REGIONAL POWER COMMITTEE
REGIONAL ENERGY ACCOUNT FOR THE MONTH OF SEPTEMBER 2018**

7: PARE Station			
Sr. No.	Details	Units	Figure
1	Installed Capacity	MW	110
2	Free Energy for Home State (FEHS)	in %	12
3	Scheduled energy (ex-bus) for the month	kWh	61359875
4	Free Energy (ex-PP) of the month	KWh	7363185
5	Saleable Energy (ex-PP) of the month	KWh	53996690
6	Cumulative scheduled energy including current month	MWh	249319
7	Plant Availability Factor achieved during the month (PAFM)	in %	100.71
8	Cumulative Plant Availability Factor achieved upto the month	in %	70.94

BILLING STATEMENT


Beneficiaries	Share allocation for the current month (%)	Drawal Schedule of Beneficiaries MWH	Billing Schedule of Beneficiaries MWH
Ar. Pradesh	18.87250	11587.23211	4224.04712
Assam	40.51000	24821.26438	24821.26438
Manipur	8.35500	5131.01184	5131.01184
Meghalaya	13.33000	8183.94799	8183.94799
Mizoram	5.76500	3537.60682	3537.60682
Nagaland	5.40000	3308.69088	3308.69088
Tripura	7.76750	4790.12093	4790.12093
HVDC	0.00000	0.00000	0.00000
Total	100.00000	61359.87494	53996.68995


 अधीक्षण अभियंता Superintending Engineer
 भारत सरकार Government of India
 उत्तर पूर्वी क्षेत्रीय विद्युत समिति NERPC
 शिल्लोंग Shillong - 793006

B. THERMAL POWER STATIONS


**NORTH EASTERN REGIONAL POWER COMMITTEE
REGIONAL ENERGY ACCOUNT FOR THE MONTH OF SEPTEMBER 2018**

1: AGBPP Station						
Sr. No.	Details				Units	Figure
1	Plant Availability Factor for current month				in %	50.79
2	Cum. Plant Availability Factor upto current				in %	57.94
3	Normative Plant Availability Factor (NAPAF)				in %	72.00
4	Plant Load Factor for current month				in %	48.11
5	Cum. Plant Load Factor upto current month				in %	54.81
6	NAPLF				in %	85.00
Beneficiaries	Wt.	Schedule Energy for current month (MWh)	Cum. Schedule Energy upto current month (MWh)	Unrequisitioned Energy for current month (MWh)	Cum. Unrequisitioned Energy upto current month (MWh)	
Ar. Pradesh	5.694000	3251.557992	28666.601716	2501.870760	12271.157519	
Assam	56.503000	48213.161208	48213.161208	6404.642472	33443.663125	
Manipur	8.105000	7729.198272	7729.198272	524.159880	3890.396035	
Meghalaya	11.815000	11695.324560	11695.324560	453.415344	3974.800592	
Mizoram	5.410000	5598.409008	5598.409008	13.659984	250.026209	
Nagaland	5.805000	4638.882768	4638.882768	1362.724248	7596.850312	
Tripura	6.668000	6735.914328	6735.914328	148.731096	3051.153622	
HVDC	0.000000	0.000000	0.000000	0.000000	0.000000	
Total	100.000000	87862.448136	654027.282956	11409.203784	64478.047414	


 Superintending Engineer
 भारत सरकार Government of India
 उत्तर पूर्वी क्षेत्रीय विद्युत समिति NERPC
 शिलांग Shillong - 793006


**NORTH EASTERN REGIONAL POWER COMMITTEE
REGIONAL ENERGY ACCOUNT FOR THE MONTH OF SEPTEMBER 2018**

2: AGTCCPP Station						
Sr. No.	Details				Units	Figure
1	Plant Availability Factor for current month				in %	60.14
2	Cum. Plant Availability Factor upto current				in %	51.25
3	Normative Plant Availability Factor (NAPAF)				in %	85.00
4	Plant Load Factor for current month				in %	55.36
5	Cum. Plant Load Factor upto current month				in %	48.29
6	NAPLF				in %	85.00
Beneficiaries	Wt.	Schedule Energy for current month (MWh)	Cum. Schedule Energy upto current month (MWh)	Unrequisitioned Energy for current month (MWh)	Cum. Unrequisitioned Energy upto current month (MWh)	
Ar. Pradesh	6.702000	2790.079248	16089.594419	839.288400	2981.552408	
Assam	43.720000	16409.100360	106365.092599	5922.934224	16857.673928	
Manipur	8.225000	4443.987552	22868.988669	49.099800	575.895294	
Meghalaya	12.633000	6757.249032	34595.083490	134.453112	1405.962932	
Mizoram	6.000000	3289.844616	17082.971328	3.088872	34.979910	
Nagaland	5.737000	2270.377872	14622.559596	860.581488	1816.471497	
Tripura	16.983000	9124.312584	46053.120670	154.855560	2400.040980	
HVDC	0.000000	0.000000	0.000000	0.000000	0.000000	
Total	100.000000	45084.951264	257677.410771	7964.301456	26072.576949	


 अधीक्षण अभियंता Superintending Engineer
 भारत सरकार Government of India
 उत्तर पूर्वी क्षेत्रीय विद्युत समिति NERPC
 शिलांग Shillong - 793006


**NORTH EASTERN REGIONAL POWER COMMITTEE
REGIONAL ENERGY ACCOUNT FOR THE MONTH OF SEPTEMBER 2018**

3: PALATANA Station						
Sr. No.	Details				Units	Figure
1	Plant Availability Factor for current month				in %	61.02
2	Cum. Plant Availability Factor upto current				in %	68.64
3	Normative Plant Availability Factor (NAPAF)				in %	76.00
4	Plant Load Factor for current month				in %	59.77
5	Cum. Plant Load Factor upto current month				in %	66.95
6	NAPLF				in %	85.00
Beneficiaries	Wt.	Schedule Energy for current month (MWh)	Cum. Schedule Energy upto current month (MWh)	Unrequisitioned Energy for current month (MWh)	Cum. Unrequisitioned Energy upto current month (MWh)	
Ar. Pradesh	3.030303	4791.114960	47502.806204	320.067648	12323.101724	
Assam	33.057851	98483.286528	680370.103117	3157.005048	18449.633257	
Manipur	5.785124	17174.405280	113688.268280	637.064952	8578.588295	
Meghalaya	10.881543	33453.454248	226311.285466	70.190304	3687.971030	
Mizoram	3.030303	9306.674616	62281.422642	31.870512	1771.847806	
Nagaland	3.719008	8280.866328	69885.632979	194.677704	5739.797115	
Tripura	26.997245	83076.153240	566581.036548	96.868704	4050.448979	
HVDC	0.000000	0.000000	0.000000	0.000000	0.000000	
Total	86.501377	254565.955200	1766620.555236	4507.744872	54601.388206	


 अधीक्षण अभियंता Superintending Engineer
 भारत सरकार Government of India
 उत्तर पूर्वी क्षेत्रीय विद्युत समिति NERPC
 शिल्लोंग Shillong - 793006

**NORTH EASTERN REGIONAL POWER COMMITTEE
REGIONAL ENERGY ACCOUNT FOR THE MONTH OF SEPTEMBER 2018**

4: BGTTP NTPC Station						
Sr. No.	Details				Units	Figure
1	Plant Availability Factor for current month				in %	69.79
2	Cum. Plant Availability Factor upto current				in %	88.60
3	Normative Plant Availability Factor (NAPAF)				in %	85.00
4	Plant Load Factor for current month				in %	55.37
5	Cum. Plant Load Factor upto current month				in %	68.96
6	NAPLF				in %	85.00
Beneficiaries	Wt.	Schedule Energy for current month (MWh)	Cum. Schedule Energy upto current month (MWh)	Unrequisitioned Energy for current month (MWh)	Cum. Unrequisitioned Energy upto current month (MWh)	
Ar. Pradesh	5.132500	6110.565288	55163.621800	2300.468568	30588.476874	
Assam	57.420000	85422.652896	788544.370953	34837.788432	201251.028248	
Manipur	7.505000	5888.643048	51591.618466	5424.640920	72847.833878	
Meghalaya	11.480000	0.000000	0.000000	0.000000	0.000000	
Mizoram	5.415000	8887.026576	70845.612603	3212.959968	22854.413051	
Nagaland	4.930000	4285.823928	45955.538283	3609.323496	36232.180160	
Tripura	7.617500	13729.313904	101808.574491	2293.577640	29076.475086	
HVDC BNC	0.500000	845.664888	5147.175616	280.334448	3512.884620	
REG. MEG	0.000000	26245.258848	199239.232942	0.000000	0.000000	
Total	100.000000	151414.949376	1318295.745154	51959.093472	396363.291917	


 Superintending Engineer
 भारत सरकार Government of India
 उत्तर पूर्वी क्षेत्रीय विद्युत समिति NERPC
 शिल्लोंग Shillong - 793006

**NORTH EASTERN REGIONAL POWER COMMITTEE
REGIONAL ENERGY ACCOUNT FOR THE MONTH OF SEPTEMBER 2018**

C. SHARE ALLOCATIONS % IN CS STATIONS FROM EASTERN REGION

Sl No.		Farakka I & II	Farakka III	Kahalgaon I	Kahalgaon II	Talcher
1	Ar.Pradesh	0.191917	0.000000	0.191747	0.000000	0.196898
2	Assam	2.455737	0.000000	2.104847	5.093479	2.095419
3	Manipur	0.000000	0.000000	0.000000	0.000000	0.000000
4	Meghalaya	0.000000	0.000000	0.000000	0.000000	0.000000
5	Mizoram	0.141736	0.000000	0.141610	0.000000	0.141736
6	Nagaland	0.429803	0.000000	0.424460	0.000000	0.424823
7	Assam (NVVN Coal Power)	0.091912	0.091912	0.091912	0.091912	0.091912


 Superintending Engineer
 भारत सरकार Government of India
 उत्तर पूर्वी क्षेत्रीय विद्युत समिति NERPC
 शिल्लोंग Shillong - 793006


D. WEIGHTED AVERAGE ENTITLEMENT OF THE BENEFICIARIES FOR THE MONTH

Beneficiaries	Weighted Average Entitlement for the current month of ISGS in NER		Weighted Average Entitlement for the current month of ISGS outside NER		Total Entitlement for the current month of ISGS	
	in MW	in (%)	in MW	in (%)	in MW	in (%)
Ar. Pradesh	193.1318	7.6502	6.6503	3.5842	199.7821	7.3719
Assam*	1182.6980	46.8484	159.3289	85.8710	1342.0269	49.5201
Manipur	227.6861	9.0190	0.0000	0.0000	227.6861	8.4015
Meghalaya	304.4122	12.0582	0.0000	0.0000	304.4122	11.2327
Mizoram	124.2713	4.9226	4.8747	2.6272	129.1459	4.7654
Nagaland	141.1428	5.5909	14.6905	7.9175	155.8334	5.7502
Tripura	348.6769	13.8116	0.0000	0.0000	348.6769	12.8660
HVDC	2.5000	0.0990	0.0000	0.0000	2.5000	0.0922
Total	2524.5190	100.0000	185.5444	100.0000	2710.0634	100.0000

*Includes entitlement for bundling with solar power.

**NORTH EASTERN REGIONAL POWER COMMITTEE
REGIONAL ENERGY ACCOUNT FOR THE MONTH OF SEPTEMBER 2018**

CONCLUDED


अधीक्षक अभियंता Superintending Engineer
भारत सरकार Government of India
उत्तर पूर्वी क्षेत्रीय विद्युत परिषद NERPC
शिलांग Shillong - 793006