

भारत सरकार Government of India  
विद्युत मंत्रालय Ministry of Power  
उत्तर पूर्वी क्षेत्रीय विद्युत समिति  
North Eastern Regional Power Committee  
एन ई आर पी सी कॉम्प्लेक्स, डोंग पारमाओ, लापालाङ, शिल्लोंग-७९३००६, मेघालय  
NERPC Complex, Dong Parmaw, Lapalang, Shillong - 793006, Meghalaya  
Ph. No: 0364 – 2534039 Fax No: 0364 - 2534040  
Website: www.nerpc.nic.in

No. NERPC/COM/REA/2018/1469-1514

02<sup>nd</sup> July, 2018

To

1. CMD, TSECL, Bidyut Bhawan, Agartala – 799 001
2. Director (Distribution), MePDCL, Lumjingshai, S.R. Road, Shillong – 793 001
3. Engineer-in-Chief (P&E), P&E Dept., Govt. of Mizoram, Aizawl – 796 001
4. Chief General Manager (Comml), APDCL, Bijulee Bhawan, Paltan Bazar, Guwahati – 781 001
5. Chief Engineer (E Zone), Dept. of Power, Govt. of Arunachal Pradesh, Itanagar – 791 111
6. Managing Director, MSPDCL, Keishampat, Imphal-795 001.
7. Chief Engineer (Power), Dept. of Power, Govt. of Nagaland, Kohima – 797 001
8. Chief Engineer, Loktak HE Project, Vidyut Vihar, Komkeirap, Manipur – 795 124
9. Executive Director (Comml.), NEEPCO Ltd., Lower New Colony, Shillong – 793 003
10. Executive Director, NERTS, POWERGRID, Lapalang, Shillong – 793 006
11. Managing Director, OTPC, 6<sup>th</sup> Floor, IFCI Tower, 61 Nehru Place, New Delhi – 110 019
12. GM (Comml.), NTPC, 3<sup>rd</sup> Floor OLIC building, Plot No.N.17/2, Nayapalli, Bhubaneswar-12

विषय: जून 2018 का एबीटी आधारित आर. ई. ए ।

**Sub: ABT based REA for June, 2018.**

महोदय,  
Sir,

जून 2018 माह का एबीटी आधारित क्षेत्रीय उर्जा लेखा (आर.ई.ए) कि प्रति आवश्यक करवाई के लिए संलग्न है ।  
आर.ई.ए लेखा उ.पू.क्षे.वि.स की वेबसाईट [www.nerpc.nic.in](http://www.nerpc.nic.in) पर भी उपलब्ध करा दिया गया है ।

A copy of ABT based Regional Energy Accounting (REA) for the month of June, 2018 is enclosed herewith for necessary action. The REA is also available in NERPC website [www.nerpc.nic.in](http://www.nerpc.nic.in).

संघटक अपने अवलोकन / टिप्पणियां यदि कोई हो तो आर.ई.ए के जारी होने के 15 दिनों के अंदर भेज दें । यदि संघटको से कोई पत्र व्यवहार नहीं होता है तो जारी किया गया आर.ई.ए को अंतिम माना जाएगा ।

Constituents January send their observation/ comments, if any on the same within 15 days from the date of issue of REA. In case no communication is received from constituents, the REA as issued would be treated as final REA. Bilateral transactions will be issued separately.

संलग्नक : उपरोक्तानुसार

Encl.: As above.

भवदीय / Yours faithfully,

एल. बी. मुआनथंग/ L.B.Muanthang

निदेशक / Director

अधीक्षण अभियंता / Superintending Engineer

वाणिज्य / Commercial

Copy forwarded to:

1. CE (G. M.), CEA, SewaBhawan, R.K.Puram, New Delhi – 110 066.
2. G. M., NERLDC, Lower Nongrah, Dongtieh, Lapalang, Shillong - 6.
3. C.G.M (SLDC ) AEGCL, Kahelipara, Guwahati.
4. Gen. Manager (Comml.), NHPC Ltd., NHPC Office complex, Sector –33, Faridabad-121003.
5. G.M (Commercial) APDCL, Bijulee Bhawan, Paltan Bazar, Guwahati - 781 001.
6. General Manager, Ranganadi HEP, NEEPCO, Yazlee, Ar. Pradesh
7. Project Manager, Doyang HEP, NEEPCO, Nagaland
8. Project Manager, AGBPP, NEEPCO Ltd., No. –III, Vill. Bokuloni, Dibrugarh, Assam.
9. Project Manager, AGTPP, NEEPCO Ltd., Ramchandranagar, Agartala, Tripura West- 799008.
10. Dy. G. M (Elect.), Kopili HEP, NEEPCO Ltd., Umrangso, N.C. Hills, Assam.
11. Supdt. Engr. (System Management) MeECL, Lumjingshai, Short Round Road, Shillong.
12. Supdt. Engr. (Commercial) Deptt. of Electricity, Govt.of Manipur, Keisampet, Imphal. 795001
13. Executive Engineer, MSLDC, P & E Dept., Chaltlang, Aizawl- 796012.
14. Supdt. Engr. Dimapur Sub-station Deptt. of Power, Govt.of Nagaland, Dimapur.
15. Dy. G. M. (Commercial) NERTS, Lower Nongrah, Dongtieh, Lapalang, Shillong - 6.
16. Dy. General Manager (ER), POWERGRID, Boring Road, Alankar Place, Patna - 800 001
17. DGM (Comml), OTPC, 6<sup>th</sup> Floor, IFCI Tower, 61 Nehru Place, New Delhi – 110 019
18. DGM (Comml.), NTPC, 3<sup>rd</sup> Floor OLIC building, Plot No.N.17/2, Nayapalli, Bhubaneshwar-12
19. AGM (Comml.), NTPC, Bongaigaon Thermal Power Project, P.O Salakati, Kokrajhar-783369
20. Addl. General Manager,Comml & Sys.Opn., TSECL,Banamalipur,Agartala.-799001.
21. Ex. Engr., SLDC, Deptt. of Power, Itanagar, Ar. Pradesh – 791 111
22. CEO, NVVNLtd., 7<sup>th</sup> Floor, Scope Complex, Lodhi Road, N.Delhi- 110 003
23. Power Trading Corpn. of India Ltd., 2<sup>nd</sup> Floor, NBCC Tower, 15-Bhikaji Cama Place, New Delhi – 66.
24. DGM (Power Trading),Adani Exports Ltd,13 Palam Marg ,Vasant Vihar, New Delhi- 110057.
25. ED,TPTCL,Block 'A',34,Sant Tukaram Road,Carnac Bunder,Mumbai-400 009.
26. Member Secretary, NRPC,18-A,Shaheed Jeet Singh Marg,Katwaria Sarai, NewDelhi-110016.
27. Member Secretary, ERPC,14, Golf Club Road, Kolkata- 700 033.
28. Member Secretary, WRPC, Plot No F-3,MIDC Area, Opp Seepz,Marol,Andheri (E), Mumbai-400 093.
29. Member Secretary, SRPC, 29, Race Course Road, Bangalore- 560009.
30. Lanco Electric Utility Limited, LANCO House,141, Avenue,8, Banjara Hills, Hyderabad-500 034
31. Reliance Energy Trading Ltd., Reliance Energy Centre, Santa Cruz (E), Mumbai-400 055
32. Vice President, Indian Energy Exchange Limited, 10<sup>th</sup> Floor, B Wing, Statesman House, Barakhamba Road, Connought Place, New Delhi - 110 001.
33. LANCO Electric Utility Ltd, Plot No 229, Udyog Vihar, Phase-1, Gurgaon, Haryana – 122 016.
34. RPTCL, Agrawal House, 2, St. George's Gate Road, 6<sup>th</sup> Floor, Kolkata – 700 022.

एल. बी. मुआनथंग/ L.B.Muanthang

निदेशक / Director

अधीक्षण अभियंता / Superintending Engineer


वाणिज्य / Commercial

**NORTH EASTERN REGIONAL POWER COMMITTEE  
REGIONAL ENERGY ACCOUNT FOR THE MONTH OF JUNE 2018**

**A. HYDEL POWER STATIONS**

<b>1: KOPILI Station</b>					
Sr. No.	Details	Units	Figure		
1	Installed Capacity	MW	200		
2	Auxiliary Energy Consumption (AUX)	in %	1		
3	Normative Plant Availability Factor (NAPAF)	in %	79		
4	Annual Design Energy (DE)	GWh	1186.14 #		
5	Free Energy for Home State (FEHS)	in %	12		
6	Annual Saleable Energy	MU	1043.803		
7	Annual Fixed Charges	in ₹ Cr.	120.2764 #		
8	Energy Charge Rate (ECR) on ex-PP basis	KWh	0.582		
9	Scheduled energy (ex-bus) for the month	kWh	122285250		
10	Free Energy (ex-PP) of the month	KWh	14674230		
11	Saleable Energy (ex-PP) of the month	KWh	107611020		
12	Total Energy Charge payable for the month	in ₹	62625810		
13	Cumulative scheduled energy including current month	MWh	259511		
14	Plant Availability Factor achieved during the month (PAFM)	in %	90.45		
15	Cumulative Plant Availability Factor achieved upto the month	in %	85.19		
16	Capacity charge inclusive of incentive payable for the month	in ₹	56595528		
<b>BILLING STATEMENT</b>					
Beneficiaries	Share allocation for the current month (%)	Capacity Charge Payable by beneficiaries (in ₹)	Drawal Schedule of Beneficiaries MWH	Billing Schedule of Beneficiaries MWH	Energy Charge payable by beneficiaries in ₹
Ar. Pradesh	5.19100	2937873.88324	6349.96350	6349.96350	3695454.29613
Assam	53.45500	30253139.74742	65361.08138	58023.96638	33767897.37752
Manipur	7.39500	4185239.33088	9043.78680	9043.78680	5263164.23446
Meghalaya	17.39500	9844792.17859	21272.31180	13935.19680	8109791.95108
Mizoram	4.61000	2609053.86279	5637.35003	5637.35003	3280738.44341
Nagaland	6.14700	3478927.13549	7515.72697	7515.72697	4373887.43074
Tripura	5.80700	3286502.33866	7105.02953	7105.02953	4134876.03233
HVDC	0.00000	0.00000	0.00000	0.00000	0.00000
Total	100.00000	56595528.47707	122285.25000	107611.02000	62625809.76567


# As per CERC order dated 13.01.2016 in petition No 46/GT/2015

  
 Superintending Engineer  
 भारत सरकार Government of India  
 उत्तर पूर्वी क्षेत्रीय विद्युत परिषद् NERPC  
 शिलोंग Shillong - 793006

**NORTH EASTERN REGIONAL POWER COMMITTEE  
REGIONAL ENERGY ACCOUNT FOR THE MONTH OF JUNE 2018**

<b>2: KOPILI II Station</b>					
Sr. No.	Details	Units	Figure		
1	Installed Capacity	MW	25		
2	Auxiliary Energy Consumption (AUX)	in %	1		
3	Normative Plant Availability Factor (NAPAF)	in %	69		
4	Annual Design Energy (DE)	GWh	86.3 #		
5	Free Energy for Home State (FEHS)	in %	12		
6	Annual Saleable Energy	MU	75.944		
7	Annual Fixed Charges	in ₹ Cr.	12.2577 #		
8	Energy Charge Rate (ECR) on ex-PP basis	KWh	0.815		
9	Scheduled energy (ex-bus) for the month	kWh	15807375		
10	Free Energy (ex-PP) of the month	KWh	1896885		
11	Saleable Energy (ex-PP) of the month	KWh	13910490		
12	Total Energy Charge payable for the month	in ₹	11339470		
13	Cumulative scheduled energy including current month	MWh	30357		
14	Plant Availability Factor achieved during the month (PAFM)	in %	91.92		
15	Cumulative Plant Availability Factor achieved upto the month	in %	88.49		
16	Capacity charge inclusive of incentive payable for the month	in ₹	6710648		
<b>BILLING STATEMENT</b>					
Beneficiaries	Share allocation for the current month (%)	Capacity Charge Payable by beneficiaries (in ₹)	Drawal Schedule of Beneficiaries MWH	Billing Schedule of Beneficiaries MWH	Energy Charge payable by beneficiaries in ₹
Ar. Pradesh	5.99200	402102.05656	947.09694	947.09694	772048.81766
Assam	52.35500	3512017.87888	8276.09033	7327.64783	5973308.13298
Manipur	6.94500	466054.53652	1097.80523	1097.80523	894902.29819
Meghalaya	13.67500	917681.17882	2161.64156	1213.19906	988968.35656
Mizoram	6.04000	405323.16783	954.76545	954.76545	778299.98982
Nagaland	5.73500	384855.68999	906.56993	906.56993	739012.24997
Tripura	9.25800	621271.83572	1463.40558	1463.40558	1192930.20513
HVDC	0.00000	0.00000	0.00000	0.00000	0.00000
Total	100.00000	6710648.47402	15807.37500	13910.49000	11339470.05030


# As per CERC order dated 22.02.2016 in ORDER NO. 45/GT/2015

  
 Superintending Engineer  
 भारत सरकार Government of India  
 उत्तर पूर्वी क्षेत्रीय विद्युत समिति NERPC  
 शिल्लोंग Shillong - 793006

**NORTH EASTERN REGIONAL POWER COMMITTEE  
REGIONAL ENERGY ACCOUNT FOR THE MONTH OF JUNE 2018**

<b>3: KHANDONG Station</b>					
Sr. No.	Details	Units	Figure		
1	Installed Capacity	MW	50		
2	Auxiliary Energy Consumption (AUX)	in %	1		
3	Normative Plant Availability Factor (NAPAF)	in %	69		
4	Annual Design Energy (DE)	GWh	277.61 #		
5	Free Energy for Home State (FEHS)	in %	12		
6	Annual Saleable Energy	MU	244.2968		
7	Annual Fixed Charges	in ₹ Cr.	40.4858#		
8	Energy Charge Rate (ECR) on ex-PP basis	KWh	0.837		
9	Scheduled energy (ex-bus) for the month	kWh	23906125		
10	Free Energy (ex-PP) of the month	KWh	2868735		
11	Saleable Energy (ex-PP) of the month	KWh	21037390		
12	Total Energy Charge payable for the month	in ₹	17608064		
13	Cumulative scheduled energy including current month	MWh	50806		
14	Plant Availability Factor achieved during the month (PAFM)	in %	69.82		
15	Cumulative Plant Availability Factor achieved upto the month	in %	70.02		
16	Capacity charge inclusive of incentive payable for the month	in ₹	16834701		
<b>BILLING STATEMENT</b>					
Beneficiaries	Share allocation for the current month (%)	Capacity Charge Payable by beneficiaries (in ₹)	Drawal Schedule of Beneficiaries MWH	Billing Schedule of Beneficiaries MWH	Energy Charge payable by beneficiaries in ₹
Ar. Pradesh	4.19400	706047.36168	1002.77101	1002.77101	839308.31945
Assam	56.28500	9475411.48117	13454.10773	12019.74023	10060390.50068
Manipur	6.55500	1103514.65327	1567.22390	1567.22390	1311749.18433
Meghalaya	16.90500	2845906.21106	4041.50784	2607.14034	2182147.81637
Mizoram	3.94000	663287.22103	941.90132	941.90132	788361.05983
Nagaland	6.65300	1120012.66029	1590.36495	1590.36495	1331117.98892
Tripura	5.46800	920521.45295	1308.24825	1308.24825	1094989.41079
HVDC	0.00000	0.00000	0.00000	0.00000	0.00000
Total	100.00000	16834701.04144	23906.12500	21037.39000	17608064.28037


# As per CERC order dated 13.01.2016 in petition No 42/GT/2015.

  
 Superintending Engineer  
 भारत सरकार Government of India  
 उत्तर पूर्वी क्षेत्रीय विद्युत समिति NERPC  
 शिलांग Shillong - 793006

**NORTH EASTERN REGIONAL POWER COMMITTEE  
REGIONAL ENERGY ACCOUNT FOR THE MONTH OF JUNE 2018**

<b>4: RANGANADI Station</b>					
Sr. No.	Details	Units	Figure		
1	Installed Capacity	MW	405		
2	Auxiliary Energy Consumption (AUX)	in %	1		
3	Normative Plant Availability Factor (NAPAF)	in %	85		
4	Annual Design Energy (DE)	GWh	1509.69#		
5	Free Energy for Home State (FEHS)	in %	12		
6	Annual Saleable Energy	MU	1328.5272		
7	Annual Fixed Charges	in ₹ Cr.	272.6449#		
8	Energy Charge Rate (ECR) on ex-PP basis	KWh	1.037		
9	Scheduled energy (ex-bus) for the month	kWh	139582560		
10	Free Energy (ex-PP) of the month	KWh	16749907		
11	Saleable Energy (ex-PP) of the month	KWh	122832653		
12	Total Energy Charge payable for the month	in ₹	127313826		
13	Cumulative scheduled energy including current month	MWh	284777		
14	Plant Availability Factor achieved during the month (PAFM)	in %	89.55		
15	Cumulative Plant Availability Factor achieved upto the month	in %	96.18		
16	Capacity charge inclusive of incentive payable for the month	in ₹	118048839		
<b>BILLING STATEMENT</b>					
Beneficiaries	Share allocation for the current month (%)	Capacity Charge Payable by beneficiaries (in ₹)	Drawal Schedule of Beneficiaries MWH	Billing Schedule of Beneficiaries MWH	Energy Charge payable by beneficiaries in ₹
Ar. Pradesh	18.46200	21794176.61821	25813.90604	9063.99884	9394671.06616
Assam	43.32800	51148200.87281	60262.74369	60262.74369	62461245.25418
Manipur	8.37300	9884229.27225	11712.71091	11712.71091	12140013.28432
Meghalaya	11.50500	13581518.90329	16085.75698	16085.75698	16672596.53911
Mizoram	5.70000	6728783.81128	7956.20592	7956.20592	8246463.71613
Nagaland	5.33500	6297905.54968	7419.94612	7419.94612	7690640.12399
Tripura	7.29700	8614023.76682	10331.29034	10331.29034	10708195.80904
HVDC	0.00000	0.00000	0.00000	0.00000	0.00000
Total	100.00000	118048838.79433	139582.56000	122832.65280	127313825.79293


# As per CERC order dated 05.01.2016 and corrigendum 07.03.2016 in petition No.40/GT/2015.

  
 Supervising Engineer  
 North Eastern Regional Power Committee  
 Government of India  
 New Delhi  
 India - 110002

**NORTH EASTERN REGIONAL POWER COMMITTEE  
REGIONAL ENERGY ACCOUNT FOR THE MONTH OF JUNE 2018**

<b>5: DOYANG Station</b>					
Sr. No.	Details			Units	Figure
1	Installed Capacity			MW	75
2	Auxiliary Energy Consumption (AUX)			in %	1
3	Normative Plant Availability Factor (NAPAF)			in %	73
4	Annual Design Energy (DE)			GWh	227.24#
5	Free Energy for Home State (FEHS)			in %	12
6	Annual Saleable Energy			MU	199.9712
7	Annual Fixed Charges			in ₹ Cr.	108.4121#
8	Energy Charge Rate (ECR) on ex-PP basis			KWh	2.738
9	Scheduled energy (ex-bus) for the month			kWh	25711200
10	Free Energy (ex-PP) of the month			KWh	3085344
11	Saleable Energy (ex-PP) of the month			KWh	22625856
12	Total Energy Charge payable for the month			in ₹	61951258
13	Cumulative scheduled energy including current month			MWh	49269
14	Plant Availability Factor achieved during the month (PAFM)			in %	61.45
15	Cumulative Plant Availability Factor achieved upto the month			in %	44.27
16	Capacity charge inclusive of incentive payable for the month			in ₹	37503826
<b>BILLING STATEMENT</b>					
Beneficiaries	Share allocation for the current month (%)	Capacity Charge Payable by beneficiaries (in ₹)	Drawal Schedule of Beneficiaries MWH	Billing Schedule of Beneficiaries MWH	Energy Charge payable by beneficiaries in ₹
Ar. Pradesh	6.85200	2569762.15891	1764.22222	1764.22222	4830570.24193
Assam	43.80800	16429676.10295	11251.17794	11251.17794	30806553.01103
Manipur	7.86500	2949675.91649	2023.73178	2023.73178	5541126.51077
Meghalaya	11.45500	4296063.27062	2946.76386	2946.76386	8068456.25838
Mizoram	5.25000	1968950.86606	1349.83800	1349.83800	3695955.75904
Nagaland	17.96700	6738312.42106	4618.00276	1532.65876	4196532.45105
Tripura	6.80300	2551385.28416	1757.46344	1757.46344	4812064.20501
HVDC	0.00000	0.00000	0.00000	0.00000	0.00000
Total	100.00000	37503826.02026	25711.20000	22625.85600	61951258.43721


# As per CERC order dated 13.01.2016 and corrigendum dtd. 07.03.16 in petition No 43/GT/2015.

  
 Superintending Engineer  
 North Eastern Regional Power Committee  
 100, Hill Station, Dispur, Assam - 781005

**NORTH EASTERN REGIONAL POWER COMMITTEE  
REGIONAL ENERGY ACCOUNT FOR THE MONTH OF JUNE 2018**

<b>6: LOKTAK Station</b>					
Sr. No.	Details	Units	Figure		
1	Installed Capacity	MW	105		
2	Auxiliary Energy Consumption (AUX)	in %	1		
3	Normative Plant Availability Factor (NAPAF)	in %	85		
4	Annual Design Energy (DE)	GWh	448.00#		
5	Free Energy for Home State (FEHS)	in %	12		
6	Annual Saleable Energy	MU	394.24		
7	Annual Fixed Charges	in ₹ Cr.	150.2829#		
8	Energy Charge Rate (ECR) on ex-PP basis	KWh	1.925		
9	Scheduled energy (ex-bus) for the month	kWh	72262563		
10	Free Energy (ex-PP) of the month	KWh	8671508		
11	Saleable Energy (ex-PP) of the month	KWh	63591055		
12	Total Energy Charge payable for the month	in ₹	122427708		
13	Cumulative scheduled energy including current month	MWh	166634		
14	Plant Availability Factor achieved during the month (PAFM)	in %	101.01		
15	Cumulative Plant Availability Factor achieved upto the month	in %	100.68		
16	Capacity charge inclusive of incentive payable for the month	in ₹	73392865		
<b>BILLING STATEMENT</b>					
Beneficiaries	Share allocation for the current month (%)	Capacity Charge Payable by beneficiaries (in ₹)	Drawal Schedule of Beneficiaries MWH	Billing Schedule of Beneficiaries MWH	Energy Charge payable by beneficiaries in ₹
Ar. Pradesh	4.94000	3625607.53058	3573.22919	3573.22919	6879304.98852
Assam	29.44500	21610529.09677	21274.03398	21274.03398	40957509.36900
Manipur	42.50800	31197839.05062	30716.45077	22044.94327	42441690.71522
Meghalaya	0.00000	0.00000	0.00000	0.00000	0.00000
Mizoram	5.02000	3684321.82258	3630.94085	3630.94085	6990413.47121
Nagaland	6.43500	4722830.86221	4645.33457	4645.33457	8943359.52028
Tripura	11.65200	8551736.62882	8422.57313	8422.57313	16215430.42616
HVDC	0.00000	0.00000	0.00000	0.00000	0.00000
Total	100.00000	73392864.99158	72262.56250	63591.05500	122427708.49039

# As per CERC order dated 18.09.2015 in Order no. 228/GT/2014

  
 Superintending Engineer  
 भारत सरकार Government of India  
 उत्तर पूर्वी क्षेत्रीय विद्युत समिति NERPC  
 शिलांग Shillong - 793006




**NORTH EASTERN REGIONAL POWER COMMITTEE  
REGIONAL ENERGY ACCOUNT FOR THE MONTH OF JUNE 2018**

<b>7: PARE Station</b>			
Sr. No.	Details	Units	Figure
1	Installed Capacity	MW	110
2	Free Energy for Home State (FEHS)	in %	12
3	Scheduled energy (ex-bus) for the month	kWh	51007415
4	Free Energy (ex-PP) of the month	KWh	6120890
5	Saleable Energy (ex-PP) of the month	KWh	44886525
6	Cumulative scheduled energy including current month	MWh	62725
7	Plant Availability Factor achieved during the month (PAFM)	in %	98.41
8	Cumulative Plant Availability Factor achieved upto the month	in %	40.64

**BILLING STATEMENT**

Beneficiaries	Share allocation for the current month (%)	Drawal Schedule of Beneficiaries MWH	Billing Schedule of Beneficiaries MWH
Ar. Pradesh	18.87250	9636.90422	3516.01442
Assam	40.51000	20612.31288	20612.31288
Manipur	8.35500	4267.86354	4267.86354
Meghalaya	13.33000	6805.48244	6805.48244
Mizoram	5.76500	2940.57747	2940.57747
Nagaland	5.40000	2748.20639	2748.20639
Tripura	7.76750	3996.06805	3996.06805
HVDC	0.00000	0.00000	0.00000
<b>Total</b>	<b>100.00000</b>	<b>51007.41500</b>	<b>44886.52520</b>


  
 अधीक्षण अभियंता Superintending Engineer  
 भारत सरकार Government of India  
 उत्तर पूर्वी क्षेत्रीय विद्युत समिति NERPC  
 शिल्लोंग Shillong - 793006

**NORTH EASTERN REGIONAL POWER COMMITTEE  
REGIONAL ENERGY ACCOUNT FOR THE MONTH OF JUNE 2018**

**B. THERMAL POWER STATIONS**


**NORTH EASTERN REGIONAL POWER COMMITTEE  
REGIONAL ENERGY ACCOUNT FOR THE MONTH OF JUNE 2018**

<b>1: AGBPP Station</b>						
Sr. No.	Details				Units	Figure
1	Plant Availability Factor for current month				in %	55.77
2	Cum. Plant Availability Factor upto current				in %	55.09
3	Normative Plant Availability Factor (NAPAF)				in %	72.00
4	Plant Load Factor for current month				in %	51.94
5	Cum. Plant Load Factor upto current month				in %	52.50
6	NAPLF				in %	85.00
Beneficiaries	Wt.	Schedule Energy for current month (MWh)	Cum. Schedule Energy upto current month (MWh)	Unrequisitioned Energy for current month (MWh)	Cum. Unrequisitioned Energy upto current month (MWh)	
Ar. Pradesh	5.694000	4402.749046	17331.728503	2081.946949	2100.243749	
Assam	56.503000	57739.082128	57739.082128	6758.387367	14500.639645	
Manipur	8.105000	8520.409388	8520.409388	712.203787	2201.506342	
Meghalaya	11.815000	12508.472608	12508.472608	950.618942	1296.329789	
Mizoram	5.410000	6128.201145	6128.201145	34.938480	48.792230	
Nagaland	5.805000	6364.732575	6364.732575	484.785125	926.900639	
Tripura	6.668000	7135.918178	7135.918178	611.578732	2443.765653	
HVDC	0.000000	0.000000	0.000000	0.000000	0.000000	
Total	100.000000	102799.565068	318428.237653	11634.459383	23518.178048	

  
 Superintending Engineer  
 भारत सरकार Government of India  
 उत्तर पूर्वी क्षेत्रीय विद्युत समिति NERPC  
 शिलांग Shillong - 793006


**NORTH EASTERN REGIONAL POWER COMMITTEE  
REGIONAL ENERGY ACCOUNT FOR THE MONTH OF JUNE 2018**

<b>2: AGTCCPP Station</b>						
Sr. No.	Details				Units	Figure
1	Plant Availability Factor for current month				in %	56.12
2	Cum. Plant Availability Factor upto current				in %	52.64
3	Normative Plant Availability Factor (NAPAF)				in %	85.00
4	Plant Load Factor for current month				in %	52.57
5	Cum. Plant Load Factor upto current month				in %	50.17
6	NAPLF				in %	85.00
Beneficiaries	Wt.	Schedule Energy for current month (MWh)	Cum. Schedule Energy upto current month (MWh)	Unrequisitioned Energy for current month (MWh)	Cum. Unrequisitioned Energy upto current month (MWh)	
Ar. Pradesh	6.702000	2874.560665	9170.897305	557.283000	594.275800	
Assam	43.720000	19364.233871	57015.772181	3068.798392	6749.341861	
Manipur	8.225000	4088.164603	11596.672231	123.639208	388.131005	
Meghalaya	12.633000	6018.573508	17850.925715	450.551017	557.309738	
Mizoram	6.000000	3064.007243	8734.323743	8.349007	8.349007	
Nagaland	5.737000	2934.710986	8338.521476	92.515207	110.212807	
Tripura	16.983000	8059.827876	22716.740098	637.262918	2057.889534	
HVDC	0.000000	0.000000	0.000000	0.000000	0.000000	
Total	100.000000	46404.078751	135423.852749	4938.398749	10465.509751	

  
 Superintending Engineer  
 भारत सरकार Government of India  
 उत्तर पूर्वी क्षेत्रीय विद्युत समिति NERPC  
 शिलांग Shillong - 793006


**NORTH EASTERN REGIONAL POWER COMMITTEE  
REGIONAL ENERGY ACCOUNT FOR THE MONTH OF JUNE 2018**

<b>3: PALATANA Station</b>						
Sr. No.	Details				Units	Figure
1	Plant Availability Factor for current month				in %	63.89
2	Cum. Plant Availability Factor upto current				in %	66.87
3	Normative Plant Availability Factor (NAPAF)				in %	76.00
4	Plant Load Factor for current month				in %	62.36
5	Cum. Plant Load Factor upto current month				in %	65.93
6	NAPLF				in %	85.00
Beneficiaries	Wt.	Schedule Energy for current month (MWh)	Cum. Schedule Energy upto current month (MWh)	Unrequisitioned Energy for current month (MWh)	Cum. Unrequisitioned Energy upto current month (MWh)	
Ar. Pradesh	3.030303	8050.522647	29224.290361	1723.012006	1805.130275	
Assam	33.057851	101457.419812	330210.541158	5214.489093	8583.760927	
Manipur	5.785124	17393.597923	57269.876414	1264.968527	1968.109368	
Meghalaya	10.881543	34103.435499	109809.259168	992.440258	1614.573670	
Mizoram	3.030303	9425.825848	30296.495083	347.708805	732.925553	
Nagaland	3.719008	11708.353271	37644.826945	286.438525	436.732418	
Tripura	26.997245	85667.705325	272709.344978	1405.603698	3734.585258	
HVDC	0.000000	0.000000	0.000000	0.000000	0.000000	
Total	86.501377	267806.860325	867164.634106	11234.660912	18875.817470	

  
 अधीक्षण अभियंता Superintending Engineer  
 भारत सरकार Government of India  
 उत्तर पूर्वी क्षेत्रीय विद्युत समिति NERPC  
 शिल्लॉंग Shillong - 793006

**NORTH EASTERN REGIONAL POWER COMMITTEE  
REGIONAL ENERGY ACCOUNT FOR THE MONTH OF JUNE 2018**

<b>4: BGTPP NTPC Station</b>						
Sr. No.	Details				Units	Figure
1	Plant Availability Factor for current month				in %	97.27
2	Cum. Plant Availability Factor upto current				in %	89.89
3	Normative Plant Availability Factor (NAPAF)				in %	85.00
4	Plant Load Factor for current month				in %	74.17
5	Cum. Plant Load Factor upto current month				in %	73.31
6	NAPLF				in %	85.00
Beneficiaries	Wt.	Schedule Energy for current month (MWh)	Cum. Schedule Energy upto current month (MWh)	Unrequisitioned Energy for current month (MWh)	Cum. Unrequisitioned Energy upto current month (MWh)	
Ar. Pradesh	5.132500	8573.807324	37063.549678	7430.001375	7953.665865	
Assam	57.420000	140990.545547	401723.676461	38601.435578	103604.715633	
Manipur	7.505000	9400.125281	29581.460127	14035.634458	36278.721174	
Meghalaya	11.480000	0.000000	0.000000	0.000000	0.000000	
Mizoram	5.415000	12428.370436	42366.035484	4458.343886	5130.489307	
Nagaland	4.930000	11224.248986	32481.141299	4151.123333	10762.144301	
Tripura	7.617500	18849.302518	48828.858303	4899.687158	18060.083092	
HVDC BNC	0.500000	852.383055	2498.540581	706.301595	1886.534694	
REG. MEG	0.000000	35799.324269	100693.551300	0.000000	0.000000	
Total	100.000000	238118.107417	695236.813234	74282.527383	183676.354066	

  
 Superintending Engineer  
 भारत सरकार Government of India  
 उत्तर पूर्वी क्षेत्रीय विद्युत समिति NERPC  
 शिलांग Shillong - 793006

**NORTH EASTERN REGIONAL POWER COMMITTEE  
REGIONAL ENERGY ACCOUNT FOR THE MONTH OF JUNE 2018**

**C. SHARE ALLOCATIONS % IN CS STATIONS FROM EASTERN REGION**

Sl No.		Farakka I & II	Farakka III	Kahalgaon I	Kahalgaon II	Talcher
1	Ar.Pradesh	0.191917	0.000000	0.191747	0.000000	0.196898
2	Assam	2.455737	0.000000	2.104847	5.093479	2.095419
3	Manipur	0.000000	0.000000	0.000000	0.000000	0.000000
4	Meghalaya	0.000000	0.000000	0.000000	0.000000	0.000000
5	Mizoram	0.141736	0.000000	0.141610	0.000000	0.141736
6	Nagaland	0.429803	0.000000	0.424460	0.000000	0.424823
7	Assam (NVVN Coal Power)	0.091912	0.091912	0.091912	0.091912	0.091912

  
 Superintending Engineer  
 भारत सरकार Government of India  
 उत्तर पूर्वी क्षेत्रीय विद्युत समिति NERPC  
 शिल्लोंग Shillong - 793006


**D. WEIGHTED AVERAGE ENTITLEMENT OF THE BENEFICIARIES FOR THE MONTH**

Beneficiaries	Weighted Average Entitlement for the current month of ISGS in NER		Weighted Average Entitlement for the current month of ISGS outside NER		Total Entitlement for the current month of ISGS	
	in MW	in (%)	in MW	in (%)	in MW	in (%)
Ar. Pradesh	193.1318	7.6502	6.6503	3.5842	199.7821	7.3719
Assam*	1182.6980	46.8484	159.3289	85.8710	1342.0269	49.5201
Manipur	227.6861	9.0190	0.0000	0.0000	227.6861	8.4015
Meghalaya	304.4122	12.0582	0.0000	0.0000	304.4122	11.2327
Mizoram	124.2713	4.9226	4.8747	2.6272	129.1459	4.7654
Nagaland	141.1428	5.5909	14.6905	7.9175	155.8334	5.7502
Tripura	348.6769	13.8116	0.0000	0.0000	348.6769	12.8660
HVDC	2.5000	0.0990	0.0000	0.0000	2.5000	0.0922
<b>Total</b>	<b>2524.5190</b>	<b>100.0000</b>	<b>185.5444</b>	<b>100.0000</b>	<b>2710.0634</b>	<b>100.0000</b>

\*Includes entitlement for bundling with solar power.

**NORTH EASTERN REGIONAL POWER COMMITTEE  
REGIONAL ENERGY ACCOUNT FOR THE MONTH OF JUNE 2018**

**CONCLUDED**

  
अधीक्षक अभियंता Superintending Engineer  
भारत सरकार Government of India  
उत्तर पूर्वी क्षेत्रीय विद्युत प्राधिकरण NERPC  
शिलांग Shillong - 793006